



GLOBAL
FINISHING
SOLUTIONS

BURN-OFF

Ovens & Wash Booths

BURN-OFF OVENS

Heat cleaning is a safe, efficient method for removing baked-on paint from racks, hooks and fixtures. A leader in heat transfer technology, GFS uses this heat cleaning technology in our Batch Burn-Off Ovens to safely remove paint. An air temperature of 750 degrees Fahrenheit ignites the baked-on paint, turning it to ash.

Benefits:

- Eliminates hazardous chemicals in the workplace
- Very low labor cost
- Limited secondary clean-up
- Oven controls are fully automatic
- Compact design saves floor space
- Central heat distribution for optimum balance of heat



WASH BOOTHS

Engineered to address ash containment and secondary clean up associated with a burn-off process.

Standard Features:

- Constructed of 10 gauge steel and heavy structural steel support with one overhead roll-up doors
- Heavy-duty structural steel cart with track extension
- Header and spray nozzle system
- Manual rinse station with wand and hose for detailing of parts
- Polypropylene roof panels for greater visibility inside of booth
- Reservoir tank made of 10 gauge steel
- Media filter baskets with handles for easy removal of ash
- Low solution level switch to prevent pump cavitation

BURN-OFF Ovens

APPLICATIONS

Batch Burn-Off Ovens can remove limited amounts of paint, powder coating, epoxies, lacquers, urethanes and other organic or inorganic compounds from a variety of parts, such as:

- Racks
- Hooks
- Fixtures
- Part reclamations

Other Applications

- Engine & Part rebuilders
- Electric motor rebuilders

PROCESS

The process is simple: the operator loads a rack of parts to be cleaned into the oven, pushes the start button and closes the door. The average cycle time is 2 to 6 hours. The system is fully automatic, which allows the operator the option of handling other tasks or running the oven at night. The central heat distribution system ensures even temperatures throughout the oven chamber and eliminates cold spots. This precise control of temperature prevents distortion of the part during the process. The primary and secondary water suppression system along with the monitoring of both the oven and afterburner chamber temperatures ensures a safe controlled burn-off.



SAFE AND CLEAN

During the process, hazardous contaminants are eliminated by the oven's afterburner. The afterburner thermally destroys pollutants at temperatures ranging from 1400 °F to 1900 °F. What's left is a small amount of ash that can be easily shaken or brushed off. In most areas, this ash is not considered hazardous waste. GFS ovens are approved by Air Quality Authorities throughout the U.S., Canada and overseas.

SECONDARY CLEAN-UP

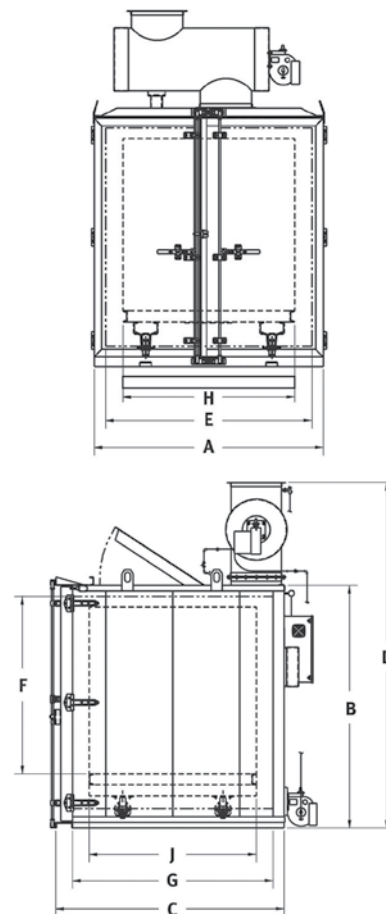
GFS has engineered and manufactured a Wash Booth to address ash containment and typical house cleaning normally associated with a burn-off process. GFS is the only burn-off oven manufacturer to address secondary cleanup and offer a solution. Please contact GFS for more information.

OPTIONAL

- Custom controls and sizes
- Stainless steel oven interior
- Customized cart
- Temperature indicating package chart recorded (dual pen)
- FM or IRI controls

Model No.	External Dimensions			After-burner	Max. Product Dim.			Cart Size		Total Internal Volume	Approx. Weight
	Width A	Height B	Depth C	Outlet Ht D	Width E	Over Cart F	Depth G	Width	Depth		
BBO-3303	56"	66"	56"	100"	36"	36"	36"	36"	36"	68	2,800
BBO-4404	68"	78"	68"	112"	48"	48"	48"	48"	48"	132	3,500
BBO-4406	68"	78"	92"	112"	48"	48"	72"	48"	72"	184	3,800
BBO-5505	80"	90"	80"	124"	60"	60"	60"	60"	60"	226	4,000
BBO-6606	92"	102"	92"	136"	72"	72"	72"	72"	72"	356	6,000
BBO-6608	92"	102"	116"	144"	72"	72"	96"	72"	96"	458	6,600
BBO-6610	92"	102"	140"	144"	72"	72"	120"	72"	120"	560	7,300
BBO-6612	92"	102"	164"	144"	72"	72"	144"	72"	144"	662	8,000
BBO-6706	92"	114"	92"	148" +	72"	84"	72"	72"	72"	405	6,600
BBO-6708	92"	114"	116"	156"	72"	84"	96"	72"	96"	521	7,200
BBO-6710	92"	114"	140"	156"	72"	84"	120"	72"	120"	637	8,000
BBO-6808	92"	126"	116"	132" +	72"	96"	96"	72"	96"	584	7,400
BBO-6810	92"	126"	140"	132" +	72"	96"	120"	72"	120"	714	8,400
BBO-7606	104"	102"	92"	136"	84"	72"	72"	84"	72"	407	5,000
BBO-7608	104"	102"	116"	144"	84"	72"	96"	84"	96"	524	7,200
BBO-7610	104"	102"	140"	144"	84"	72"	120"	84"	120"	640	8,000
BBO-8808	116"	126"	116"	132" +	96"	96"	96"	96"	96"	751	9,000
BBO-8810	116"	126"	140"	168"	96"	96"	120"	96"	120"	918	9,000
BBO-8812	116"	126"	164"	168"	96"	96"	144"	96"	144"	1,085	12,000
BBO-8814	116"	126"	188"	168"	96"	96"	168"	96"	168"	1,249	15,000

+ Rear Mount Afterburner



BURN-OFF Washers

PROCESS

Designed for the secondary cleanup of burned-off racks, hooks, fixtures, and parts. After the burn-off process, the operator transfers the load to the wash booth cart. The cart is rolled into the wash booth and the overhead doors are closed. The operator then turns on a high-volume pump, drawing ambient water from the side reservoir tank. The water is sprayed through nozzles located overhead and in each corner.

The loose ash is flushed from the surface and travels to the filtration area where it is collected for manual removal. A spray wand is included for manual detailing of the parts as needed and will require plant water tie-in for water supply. Overhead roll-up doors, located in front and rear of the booth, allow the operator to access the load for manual detailing and final removal as needed.

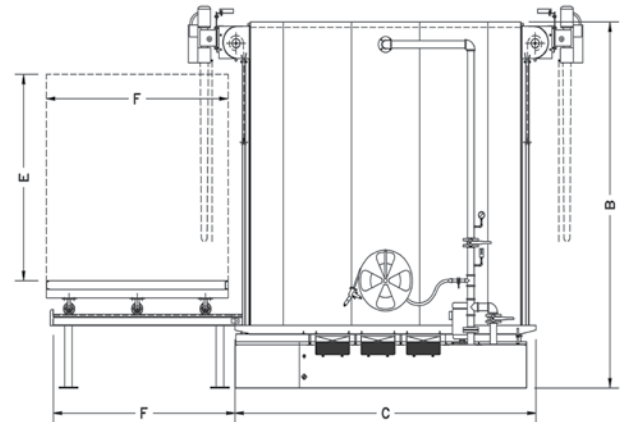
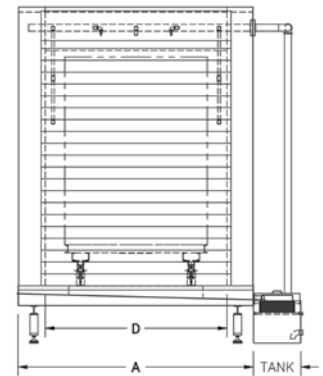
OPTIONS

- Auxiliary manual power washer (2 gpm @ 1000 psi)
- Overhead hoist (electric, 2000 lbs)
- Turntable
- Additional roll-up door
- Customized cart

Model No.	External Dimensions			Load Area*			Load Volume Ft ³
	Width A	Height B	Depth C	Width D	Height E	Depth F	
WBBO-3303	84	109	60	36	36	36	27
WBBO-3403	84	121	60	36	48	36	36
WBBO-3505	84	133	84	36	60	60	75
WBBO-4404	96	121	72	48	48	48	64
WBBO-4504	96	133	72	48	60	48	80
WBBO-4604	96	145	72	48	72	48	96
WBBO-5505	108	133	84	60	60	60	125
WBBO-5605	108	145	84	60	72	60	150
WBBO-5705	108	157	84	60	84	60	175
WBBO-6404	120	121	72	72	48	48	96
WBBO-6505	120	133	84	72	60	60	150
WBBO-6606	120	145	96	72	72	72	216
WBBO-6706	120	157	96	72	84	72	252
WBBO-6806	120	169	96	72	96	72	288
WBBO-7606	132	145	96	84	72	72	252
WBBO-7706	132	157	96	84	84	72	294
WBBO-8505	144	133	84	96	60	60	200
WBBO-8606	144	145	96	96	72	72	288
WBBO-8706	144	157	96	96	84	72	336
WBBO-8806	144	169	96	96	96	72	384

All dimensions are approximate, in inches.

* Dimensions are wall to wall and height over cart.



All designs, specifications and components are subject to change at the manufacturer's sole discretion at any time without notice. Data published herein is informational in nature and shall not be construed to warrant suitability of the unit for any particular purpose as performance may vary with the conditions encountered.



**GLOBAL
FINISHING
SOLUTIONS**

FROM AMERICA'S HEARTLAND TO YOUR FRONT DOOR

Made in Wisconsin, USA



With more than 200,000 square feet of manufacturing space and state-of-the-art equipment, GFS has the capacity and talent to build our booths from scratch. Virtually every part of our products are built in our shop, including the sheet steel, control panels, lights and hinges.

All of GFS' products are fully designed and manufactured in our Osseo, Wisconsin facility. With a strong history in manufacturing, Wisconsin is home to a large and diversified economy. Among good company, some of America's largest manufacturers have placed their roots in this state, including Briggs & Stratton, Harley-Davidson, Johnson Controls, Mercury Marine, Oshkosh and Rockwell Automation.



GLOBALFINISHING.COM

800-848-8738 • info@globalfinishing.com