

BATCH POWDER BOOTH




With an open front design, RTT's Batch Powder Booths are perfect for low volume powder applications. A cost-effective solution, this booth makes efficient use of shop space and is used for large or small parts. With an open face design and a 3-stage filtration system, air is drawn in through the open front of the spray booth and passes through the booth's working area into the filtered exhaust plenum. The air is filtered in three stages and discharged back into the room.

Features


- RTT booths are constructed from heavy duty 18-gauge, prime quality galvanized steel and engineered with corresponding support structure.
- All panels and support members are laser cut and precision formed for consistent fit allowing for easy nut and bolt assembly.
- 3-Stage Filtration System Extremely effective at catching powder dust; Stage 1: Blanket style filter, Stage 2: Bag style filter, Stage 3: Hepa type filter.
- Final Filter Proving Assembly ensures filters are installed and functioning properly. Interlocks with the air solenoid valve.
- LED lighting is constructed of 22-gauge steel which is powder coated white, and available in 4000 and 8000 lumen models. E-Lights are ETL listed for US and Canada with Class 1 Division 2, Group A, B, C, D and Class 2 division 2, Group F and G ratings.
- Air solenoid valve interlocked to the exhaust fan and air supply for the spray application equipment is also included.
- RTT booths meet and/or exceed quality performance standards and all applicable OSHA and NFPA regulations.

Options

- Control panel and other electrical components can be purchased separately
- Durable powder coated white
- Conveyor and crane slots/openings
- Variable Frequency Controlled Fan (VFD) - Connected to the fan motor, this allows for the fan to turn at any speed so that optimum airflow within the booth can be achieved. The VFD can also save on operating costs due to the reduced amp load on the motor and the ability to slowly ramp the motor up to speed



UL & ETL listed control panel




Industry-leading LED lighting



Air solenoid valve



Powder exhaust filter proving assembly



5/16" bolts with serrated lock nut

BATCH POWDER BOOTH



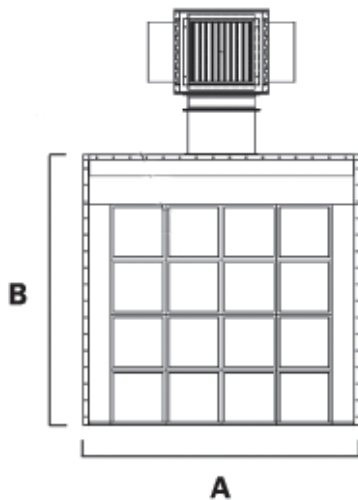
Selecting a Booth Size

RTT can design and build booths in a variety of sizes and configurations. Although our team can engineer custom sizes to fit your needs, below are standard sizes that are pre-engineered and available for quick shipment.

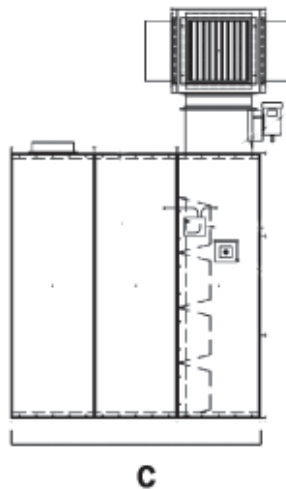
Model Number	Interior Dimensions			Exterior Dimensions			Total CFM	Fan Specs			Lights S&G
	Width	Height	Length	Width	Height	Length		Qty	Dia.	HP	
PB-04-07-05-00-S	4'-0"	7'-0"	5'-0"	4'-4"	12'-0"	8'-4"	2,800	1	18"	1.5HP	1
PB-06-07-05-00-S	6'-0"	7'-0"	5'-0"	6'-4"	12'-0"	8'-6"	4,200	1	24"	2HP	1
PB-08-07-05-00-S	8'-0"	7'-0"	5'-0"	8'-4"	12'-0"	8'-6"	5,600	1	24"	3HP	1
PB-10-07-05-00-S	10'-0"	7'-0"	5'-0"	10'-4"	12'-0"	9'-0"	7,000	1	30"	3HP	2
PB-12-07-07-00-S	12'-0"	7'-0"	7'-0"	12'-4"	13'-0"	11'-0"	8,400	1	30"	5HP	2
PB-14-07-07-00-S	14'-0"	7'-0"	7'-0"	15'-0"	13'-0"	11'-2"	9,800	1	30"	5HP	2
PB-16-07-07-00-S	16'-0"	7'-0"	7'-0"	17'-0"	12'-0"	10'-8"	11,200	2 (5600CFM)	24"	3HP	2
PB-04-08-05-00-S	4'-0"	8'-0"	5'-0"	4'-4"	13'-0"	8'-4"	3,200	1	18"	2HP	1
PB-06-08-05-00-S	6'-0"	8'-0"	5'-0"	6'-4"	13'-0"	8'-6"	4,800	1	24"	2HP	1
PB-08-08-05-00-S	8'-0"	8'-0"	5'-0"	8'-4"	13'-0"	8'-6"	6,400	1	24"	3HP	1
PB-10-08-05-00-S	10'-0"	8'-0"	5'-0"	10'-2"	14'-0"	9'-0"	8,000	1	30"	5HP	2
PB-12-08-07-00-S	12'-0"	8'-0"	7'-0"	12'-4"	14'-0"	11'-0"	9,600	1	30"	5HP	2
PB-14-08-07-00-S	14'-0"	8'-0"	7'-0"	15'-0"	13'-0"	10'-8"	11,200	2 (5600CFM)	24"	3HP	2
PB-16-08-07-00-S	16'-0"	8'-0"	7'-0"	17'-0"	13'-0"	10'-8"	12,800	2 (6400CFM)	24"	3HP	2
Reference Key	A	B	C	D	E	F					

**Not a standard product. Call customer service for pricing and availability.*

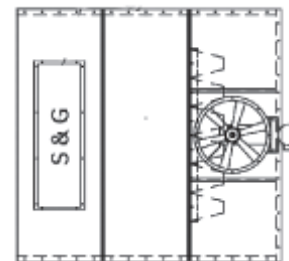
Alternative Configuration: Double Entry (DE)



END VIEW



SIDE ELEVATION



PLAN VIEW WITH FILTER BOX REMOVED